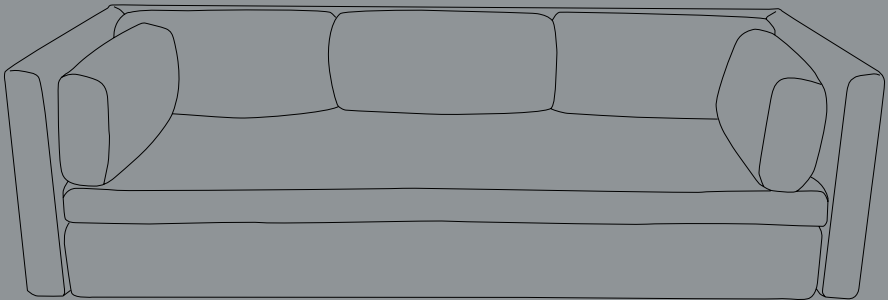


- INSTRUCTION MANUAL -

# HACKNEY




DESIGN BY HAY

# HAY




- PARTS -



The sofa can be dismantled into three parts – the seat, the cushions and the foldable outer frame. Please note that outer frames covered in velvet and other soft or delicate fabrics cannot be folded, as this will damage the textile

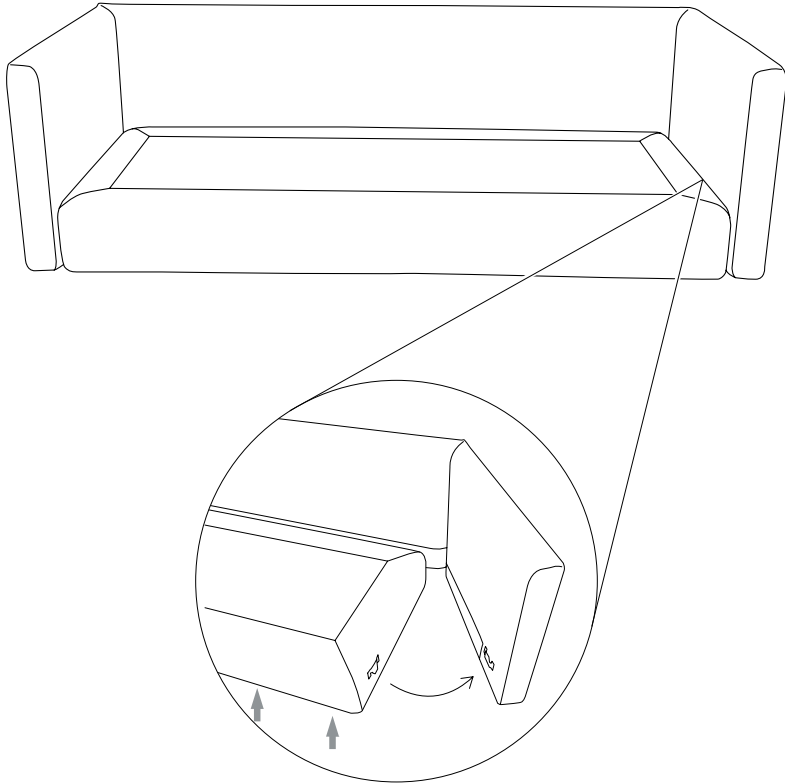
1.

Remove all cushions, including the mattress.



2.

Lift the end of the seat base so the metal clips unhook.  
Move the arms of the sofa outwards. Repeat on the other side of the seat base.




NOTICE

The sofa is heavy,  
so it is advisable that two or more  
people complete this step.


3.

Lift the seat base so that the central metal clip unhooks.



4.

You can now move the heavy sections of the sofa individually.

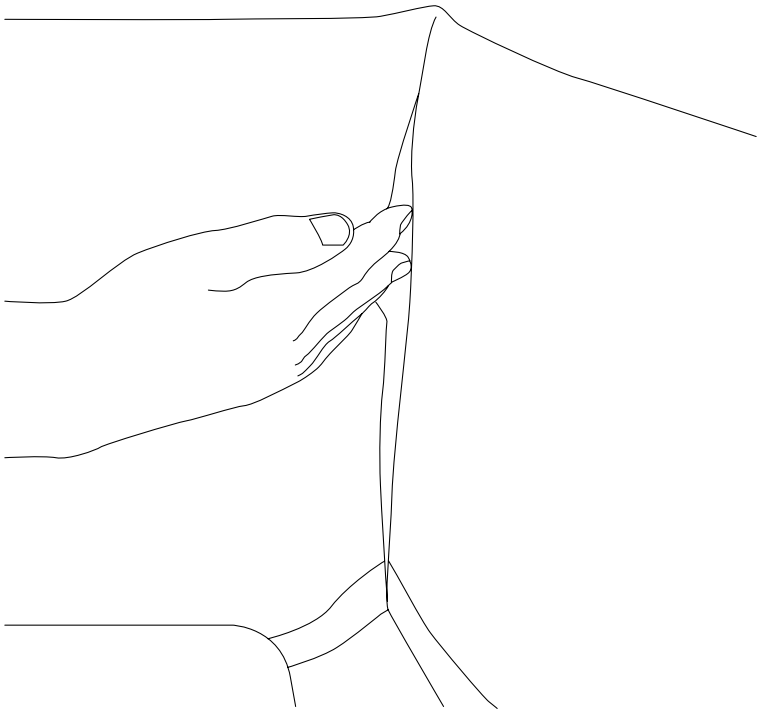


NOTICE

The sofa is heavy,  
so it is advisable that two or more  
people complete this step.

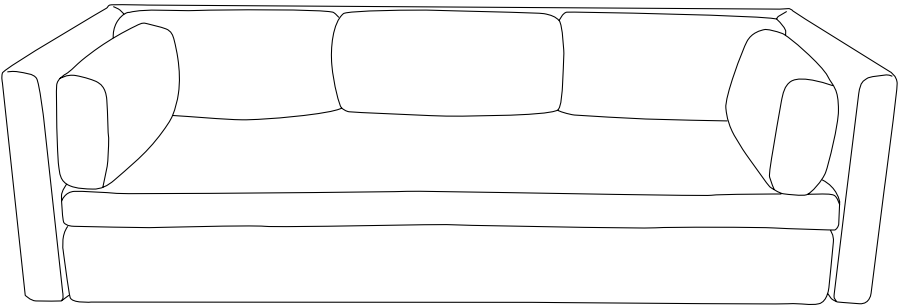
5.

To reassemble, please reverse the steps. It is important that you push any excess material in the fold joint before re-positioning to ensure a neat and tidy fold.



6.

Done!





- CARE & MAINTENANCE -

Our Care & Maintenance offers guidance for optimal maintenance of your HAY product. It includes advice and instructions on cleaning and caring for specific materials to prolong the life of your furniture.




Please find our Care & Maintenance guide by scanning the QR code



You can find more relevant information on Hackney by scanning the QR code

You can also find the same information here  
[hay.dk/downloads](https://hay.dk/downloads)





Havnen 1 8700 Horsens Denmark  
+45 4282 0282 / hay@hay.com

14/10/2021

**HAY**